

# Preparation unit——A, B Series

**AIRTAC**

## AR、BR Series Regulator



### Symbol



### Product feature

1. The structure is delicate and compact, which is convenient for installation and application.
2. The pressed-in self-locking mechanism can prevent the abnormal movement of the set pressure caused by external interfere.
3. In addition to standard type, lower pressure type is optional (The highest adjustable pressure is 0.4MPa).

### Specification

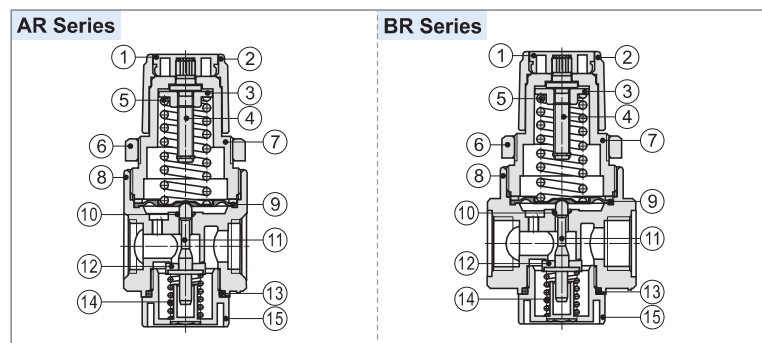
Model	AR1500	AR2000	BR2000	BR3000	BR4000
Fluid	Air				
Port size [Note1]	1/8"	1/4"	1/4"	3/8"	1/2"
Pressure range	0.05~0.9MPa(7~130Psi)				
Max. pressure	1.0MPa(145Psi)				
Proof pressure	1.5MPa(215Psi)				
Temperature range	-20~70°C				
Weight	200g		230g		

[Note1] PT thread, G thread and NPT thread are available.

### Ordering code

AR 2000 L □ □ 1 □						
①	②	③	④	⑤	⑥	⑦
① Model	② Port size	③ Type code	④ Accessories	⑤ Pressure gauge	⑥ Scale	⑦ Thread type
AR : A Series Regulator	1500: 1/8" 2000: 1/4"	Blank: Standard (0.9MPa) L: Lower pressure (0.4MPa)	Blank: Bracket J: No bracket	Blank: Pressure gauge N: No pressure gauge	1: MPa 2: psi 3: bar 4: kgf/cm <sup>2</sup> & psi	Blank: PT (Scale: Mpa or kgf/cm <sup>2</sup> & psi) G: G(Scale:bar) T: NPT(Scale:psi)
BR : B Series Regulator	2000: 1/4" 3000: 3/8" 4000: 1/2"					

### Inner structure



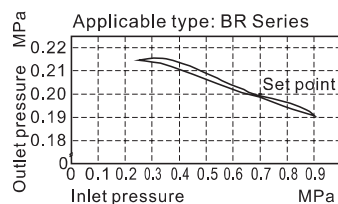
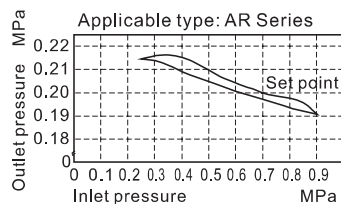
No.	Item	Material
1	Push button	POM
2	Adjusting button	POM
3	Adjusting nut	08A
4	Adjusting pillar	08A
5	Adjusting spring	SWC
6	Fixed ring	POM
7	Adjusting seat	POM
8	Body	Aluminum alloy
9	Diaphragm	Stainless steel & rubber
10	Needle O-ring	NBR
11	Balance needle	Aluminum alloy & rubber
12	Needle gasket	Aluminum alloy & rubber
13	Cap O-ring	NBR
14	Return spring	Stainless steel
15	Regulator cap	POM

# Preparation unit——A, B Series

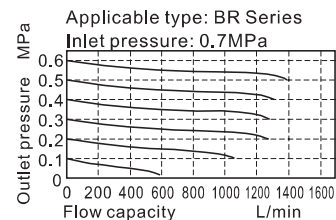
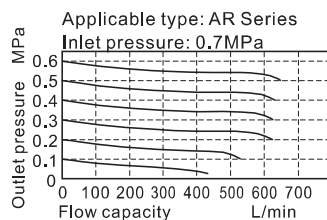
## AR、BR Series Regulator

### Pressure and feature of flow

**Pressure chart**

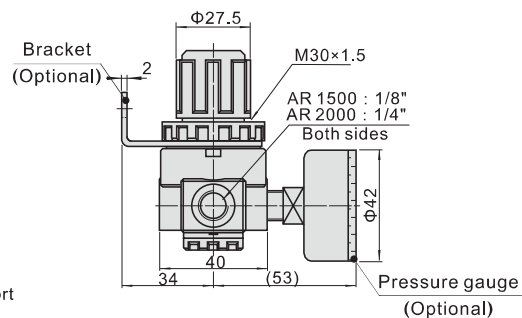
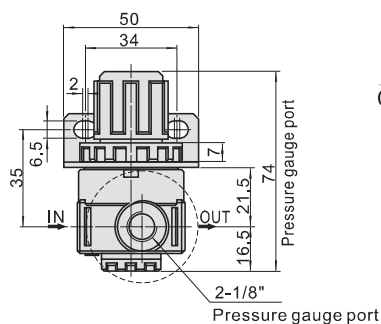


**Flow chart**



### Dimensions

#### AR Series



#### BR Series

